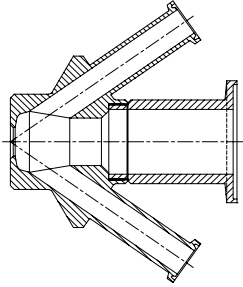
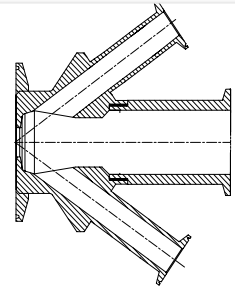


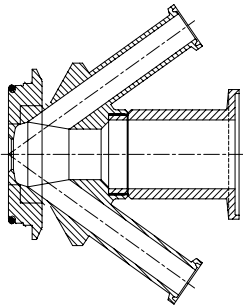
Valve body W 15 Type T
Item no.: 860001



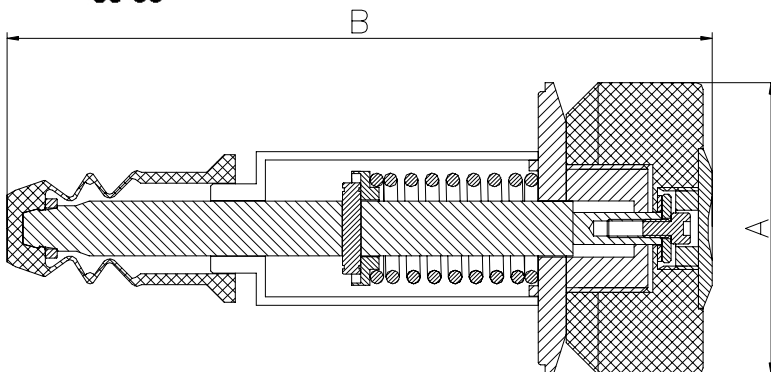
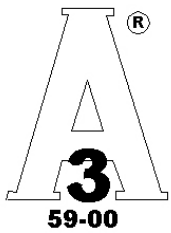
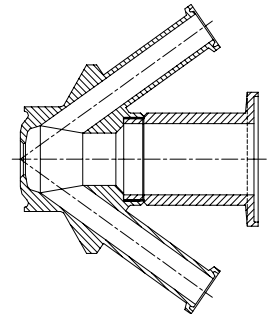
Valve body W 15 type C 3"
Item no.: 860003



Valve body W 15 Varivent ø68
Item no.: 860009



Valve body W 15 type P
Item no.: 860011



Where to use :	With W15 valve bodies	
How to use:	Manually operated	
Installation:	Screwed in Valve body	
Material:		
Steel Parts:	AISI 302 / 304 / 316L(1.4404)	
Membrane	FDA approved PTFE	
Knob:	PEHD/black	
Key measurements		
Drawing part A:	64 mm.	2.52 In.
Drawing part B:	154.5 mm.	6.11 In.
Net weight:	0.6 kg./pc	1.32 lb
Temp. range:	1 ⁰ C - 150 ⁰ C	34°F - 302°F
Product pressure range:	0 - 6 bar(g)	0 - 87 psi(g)