

Type STS 04

modular @ analyse

Turbidity Measuring Unit

Basic features

- ▶ Automatic Cleaning possible by use of Process Fitting SAW-830
- ▶ Phase-Separation
- ▶ Quick product-change
- ▶ Reduced costs for waste water
- ▶ Filter-monitoring
- ▶ Colour-independent concentration measurement
- ▶ Extended measuring range
- ▶ Calibration ex factory 0...3AU
- ▶ Recalibration-capable with absorption-filter
- ▶ Measurements in absorption- /AU or Turbidity units(EBC, FAU, TEF, mg/l) or customised units (free adjustable)
- ▶ Additional customised calibration with up to 6 points
- ▶ Compact Design with integrated electronic and display for parameterisation
- ▶ Robust saphir-windows, CIP/SIP-suitable
- ▶ Hygienic Design, polymerfree-sealing system
- ▶ LED-light, LED durability > 100000 hours
- ▶ Integrated digital- and analog-output
- ▶ Simple parameterization
- ▶ Process-monitoring and documentation

Technical features

- ▶ Measuring range 0...3AU,0...3250EBC
- ▶ Wave length 880 nm
- ▶ Light source LED
- ▶ Optical pathlength 5
- ▶ Made of high grade steel 1.4435 (316L)
- ▶ Finish quality electropolished <0,37 µm Ra
- ▶ Window: Saphir
- ▶ Supply voltage 12...30VDC
- ▶ Output current 4...20mA
- ▶ Output PNP Normally Closed / Normally open, parametrisable / 150 mA max.
- ▶ Cable-Connection M12-plug, 5-pole
- ▶ Process-connection 1/2" elastomerfree sealing system
- ▶ Ambient-temperature -20...70°C
- ▶ Process-temperature 0...90 °C, 140 °C max. for 2 hours (SIP-cycle)
- ▶ Process-pressure 10 bar (150 psig) max. at 60 °C

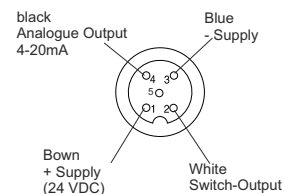


supported by  **ZIM**
für wachstum
Zentrales Innovationsprogramm
Mittelstand

Optical Pathlength (OPL)



Pin Configuration



Favoured fields of application are:

STS 04 is a measuring unit to measure the optical density of liquids, to control process-results continuously or to define changes securely. Especially suitable for separator-controlling, phase-separation, filter-monitoring and concentration measurement as well as quality control

ATTENTION!

At lower deviation of dew points water condensation is possible, that can destroy the sensor. At stress with change of temperatures, e. G. a cold water jet on the hot sensor, it can come to absorption of fluids in to the sensor. (Requirements cf. DIN EN 60068-2-14)
At applications with dew point, temperature shock or thermal shock stresses we recommend to put in the enclosed silikagel-bag into the connecting head.

Optical systems should be switched off at higher temperatures e.g. 90°C because of the lifetime of the transmission diode. See Manual.

The tightness classification after IP68 does not mean that these parts are suitable! for applications with lower deviation of dew point or temperature shock. (DIN 60068-2-14)

Turbidity Measuring Unit

Type STS 04

modular @ analyse

Technical Facts

Supply Voltage: 12...30 VDC
 Current demand: ca. 80 mA (30V, Analog-Output= 22,5 mA)
 Power Input: 2,4 W max.
 Analog-Output: 4-20 mA
 Current limit: 3,5 mA min.
 Torque: 22,5 mA max., ajustable
 10-20Nm

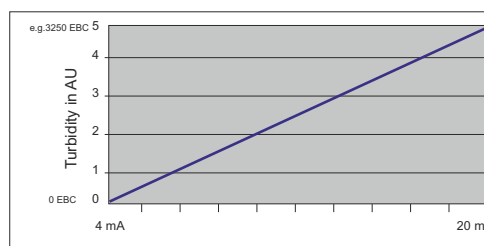
Load: $\leq (U_b - 4V) / 20mA$ (max. 400Ohm at 12V, 1000 Ohm at 24V, 1300 Ohm at 30V)
 Switch-Output: semiconductor-switching, PNP-switching
 Switched Power: 150mA max., thermally protected against overload
 Protection class: IP 69K

Measuring Ranges

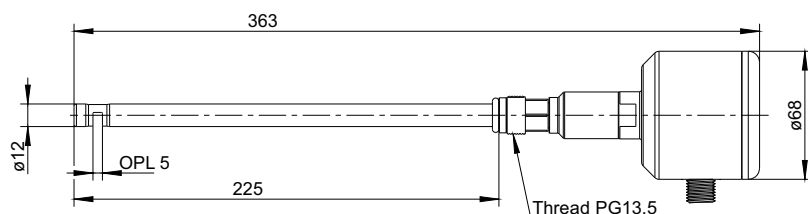
Based on Formazin there are the following dependencies:
 1FNU = 1FAU = 1 NTU= 0,25 EBC = 2,05 mg/l

Our Measuring Range is:
 OPL 5mm 0...3 AU, 0...6 OD, 0...13000 FAU, 0...13000 TEF, 0...3250 EBC , 26,65g/l

Typical Turbidity



Dimensional Drawing



Parameterisation + Documentation

The parameterisation is done with the integrated display.

For a parameterisation with PC both units are required. The **optional** PC-USB-Interface SMW-PA-M12, and Programming adapter ST-M12-M8 benötigt.

Accessories

Reference-filter set for recalibration with traceability verification



SMW-PA-M12

PC-USB-Interface incl. the Software for readout and parameterize

ST-M12-M8

Programming adapter M12 to M8

Order Code

STS 04- [] - [] - [] - []

Optical Pathlength

Optical Pathlength 5 mm

005

Configuration Measuring-Range

Measuring range 0...3AU

1
K

Special Constructions on request

Interface / Parameterization

4...20 mA

A
K

Special Constructions on request

Display / Control Unit

with integrated control + indicator display, inspection cover

without integrated control + indicator display, closed cover

1
0
X

Special Constructions on request